

BERTON FURNITURE PTY. LTD.

EST. 1975

Incorporating *C&C Furniture*







Welcome to the 2017 Berton Catalogue....

Berton Furniture is a long established, fully Australian owned and operated family business spanning three generations. Since our beginnings over 40 years ago we have grown to become one of Australia's leading importers and wholesalers of furniture.

Our team travel the globe frequently; attending furniture design and trade shows, sourcing the latest in furniture design to bring back to you. We have a good working relationship with our suppliers creating our own designs that are unique to the Australian market.

We hope you enjoy browsing through it and getting acquainted with our extensive, growing range of products.

We believe good furniture will last for years with the right love and care. Throughout this book you will find many handy care tips for your furniture. You can also visit our website's resources page for more comprehensive furniture care videos.

Some questions you may ask when viewing our catalogue

- Where do I buy these products? As Berton Furniture is a wholesaler our products can be purchased from leading furniture retailers around Australia. On the back cover you will see your stockist's name, if this is missing please contact our office on (02) 4732 2155 and we will provide you with stockists in your region.
- Where do I find pricing? Your local stockist is able to provide you with pricing.

A section at the back includes graph paper for you to design and plan your floor space. Full technical backup for all customers, supported by large stocks and a dedicated single depot delivery service throughout Australia ensure all clients receive the best service from conception to completion and aftersales service.

We have tried to ensure that all product information is correct at time of going to print. However, the specifications contained in this catalogue are for information purposes only and are subject to change.

And again welcome to our new catalogue. We look forward to hearing from you soon!

The Team at Berton



Due to Berton Furniture's ongoing policy of product development and improvement, all product specifications, information and features herein are subject to change without notice.

All information is correct at publication.

*Your  
first  
choice ...*



Scan the QR code to visit us online.







<i>Dining</i>	<b>6</b>
Chair Selection Guide Glass Timber	
<i>Lounge &amp; Accent Chairs</i>	<b>42</b>
<i>Bedroom</i>	<b>62</b>
Children's Hi Gloss Timber Upholstered	
<i>Entertainment</i>	<b>88</b>
<i>Occasional</i>	<b>64</b>
Coffee & Lamp Tables Sofa & Nesting Tables Decor & Accessories	
<i>Waverley Collection</i>	<b>108</b>
Bedroom Dining Entertainment Home Office Occasional	
<i>Oslo Collection</i>	<b>128</b>
<i>Mirrored Furniture</i>	<b>134</b>
<i>Hospitality</i>	<b>140</b>
Indoor Chairs Outdoor Chairs Tables & Bases	
<i>Bar Stools</i>	<b>160</b>
Metal Timber	
<i>Copacabana Collection</i>	<b>166</b>
<i>Home Décor</i>	<b>172</b>

CONTENTS



# Dining

## *Furniture*





# Chair Selection Guide

## Avalon

**DINING CHAIR**  
106.5H x 47.5W x 60D  
2 per box: 108H x 46W x 40D  
20kg



BLONDE/BLACK  
BLONDE/BROWN  
BLONDE/IVORY  
BLONDE/RED  
BLONDE/WHITE  
WHITE/WHITE



*Stylish Rolled-back  
Dining Chair*



WENGE/BLACK  
WENGE/BROWN  
WENGE/IVORY  
WENGE/RED  
WENGE/WHITE  
WENGE/PARIS SCRIPT



### FURNITURE CARE TIPS — VINYL —



Damp dust. Then use a damp rag with water and a mild soap solution to clean. Do not over wet. Vinyl cleaning products can be purchased from an automotive store.

CHESTNUT/BLACK  
CHESTNUT/BROWN  
CHESTNUT/IVORY  
CHESTNUT/RED  
CHESTNUT/WHITE

*An impressive addition to your dining room.*





## Ascot

Fabric:  
Black PU  
Camel PU  
Grey PU  
White PU

### ASCOT CHAIR

83H X 46W X 58D  
2 per box: 87H x 46W x 58D  
26kg



## Bourke

STAINLESS STEEL/BLUE  
STAINLESS STEEL/CREAM  
STAINLESS STEEL/RED

### DINING CHAIR

85H x 48W x 45D  
10 Chairs:  
Packing Box 1: 57H x 48W x 68L  
Box 2: 72H x 68W x 81L  
27kg



## Bari

CHROME/BLACK  
CHROME/RED  
CHROME/WHITE

### DINING CHAIR

94H x 45W x 58D  
6 per box: 105H x 76W x 45D  
35kg



## Carson

CHROME/BLACK  
CHROME/GREY  
CHROME/WHITE

### DINING CHAIR

99H x 43W x 56D  
4 per box: 88H x 86W x 55D  
35kg





## Charlton

Fabric:  
LIGHT GREY QUILTED BACK  
WENGE TIMBER LEGS



**DINING CHAIR**  
96H x 44.5W x 52D  
2 per box: 101H x 45W x 30D  
12kg

## Harlow

Fabric:  
BLACK  
BLUE  
BROWN  
YELLOW



**DINING CHAIR**  
90H x 45W x 49D  
2 per box: 92H x 44W x 27D  
10.8kg

## Googee

CHROME/BLACK  
CHROME/WHITE



**DINING CHAIR**  
87H x 47W x 47D  
4 per box: 87H x 85W x 55D  
26kg

## Hunt

Fabric:  
LIGHT



**DINING CHAIR**  
88H x 45W x 54D

## Eiffel

BLACK OR WHITE  
ABS PLASTIC SEAT  
METAL LEGS



**DINING CHAIR**  
80H x 55W x 45D  
4 per box: 60H x 58W x 52D  
17kg





## Lombardy

CHROME/BLACK  
CHROME/RED  
CHROME/WHITE

### DINING CHAIR

99H x 43W x 43D  
Seat: 44H x 43.5W x 40D  
4 per box: 103H x 71W x 44D  
25kg



## Napoli

CHROME/BLACK  
CHROME/RED  
CHROME/WHITE

### DINING CHAIR

92H x 44W x 49.5D  
6 per box: 105H x 76W x 45D  
35kg



## Maroubra

CHROME/BLACK  
CHROME/WHITE

### DINING CHAIR

94H x 45W x 58D  
6 per box: 105H x 76W x 45D  
35kg



## Narellan

CHROME/BLACK  
CHROME/RED  
CHROME/WHITE

### DINING CHAIR

97H x 40W x 54D  
6 per box: 105H x 76W x 45D  
35kg





# Orleans

WORN NATURAL

- Fully assembled



**DINING CHAIR**  
85H x 50W x 53D  
1 per box: 70H x 60W x 45D  
4kg

# Paris

BLACK OR WHITE  
ABS PLASTIC SEAT  
BLONDE TIMBER LEGS



**DINING CHAIR**  
80H x 55W x 45D  
4 per box: 60H x 58W x 52D  
17kg

# Randwick

CHROME/BLACK  
CHROME/WHITE



**DINING CHAIR**  
102H x 45W x 56D  
4 per box: 104H x 52W x 50D  
30kg

# Ray

WHITE/WHITE



**DINING CHAIR**  
99H X 47W X 52D  
2 per box: 99H x 43W x 32D  
20kg



WENGE/BLACK  
WENGE/BROWN  
WENGE/IVORY  
WENGE/RED  
WENGE/WHITE  
WENGE/PARIS SCRIPT





## Sven

BLACK  
GREEN  
ORANGE  
PURPLE  
RED  
TEAL  
YELLOW



**DINING CHAIR**  
90H x 41W x 40D  
4 per box: 103H x 70W x 47D  
18kg



- *Fabric Upholstered*
- *Stackable*
- *Funky Design*
- *Full Colour Range*



## Zetland

BLACK  
BLUE  
BROWN  
YELLOW



**DINING CHAIR**  
90H x 44.5W x 55.8D





## The REAL KEY to making The RIGHT DECISION

Looking at new furniture is exciting. Chances are you're dazzled by the splendid array of glossy new ranges. And sure – it all looks beautiful. But how do you ensure you're making the right choice?

You don't change your décor very often and good furniture will last for years with the right love and care. So now you need to look into the future as well as your immediate requirements. And of course, which design appeals to you the most.

### SELECTING YOUR FURNITURE

Firstly what is its function to be? What pieces will be necessary to satisfy your individual family life-style? What will best fulfil your needs? Here are some questions you may like to ask yourself when selecting new furniture: –

Tables – how many people do we need to seat on a regular basis?

Chairs – As I settle into the chair does it provide the comfort and support that I want? How is it for mobility? Can I, myself and the other members of my family move it around with ease?

Occasional Furniture – Which other pieces do I feel would compliment our home? Would a coffee table or sofa table fill that empty spot?

Imagine how that extra piece would compliment and add character to the theme you are creating for your home? When you visualise the furniture in your room, how does it appear? How does it really look? Too sparse? Overcrowded? Is there adequate walking areas around furniture?

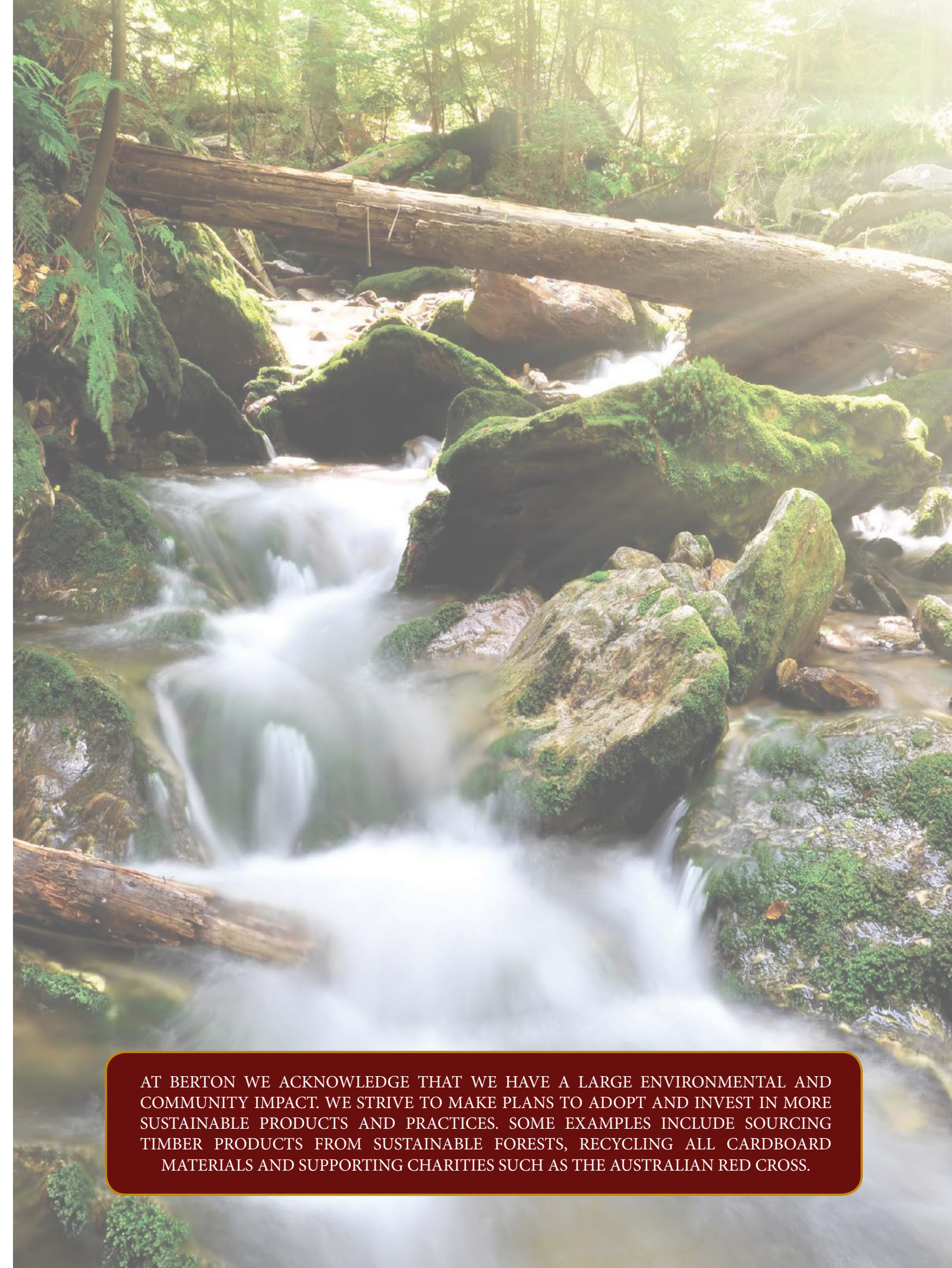
Or do you need to consider going for smaller pieces?

It is a really good idea at this stage to draw a plan of the rooms you are furnishing. You can use the graph paper at the back of this book, however we advise you copy those pages and use again in the future. It will give you a good idea of how the furniture will appear in your room. Don't forget doors and windows.

This guide will help you come to the right decision. One that both you and your family will be very comfortable with for many years to come.

### CARING FOR YOUR FURNITURE

Good furniture will last for years with the right love and care. Throughout this book you will find many handy tips to care for your furniture.



AT BERTON WE ACKNOWLEDGE THAT WE HAVE A LARGE ENVIRONMENTAL AND COMMUNITY IMPACT. WE STRIVE TO MAKE PLANS TO ADOPT AND INVEST IN MORE SUSTAINABLE PRODUCTS AND PRACTICES. SOME EXAMPLES INCLUDE SOURCING TIMBER PRODUCTS FROM SUSTAINABLE FORESTS, RECYCLING ALL CARDBOARD MATERIALS AND SUPPORTING CHARITIES SUCH AS THE AUSTRALIAN RED CROSS.



# Glass Dining

## BARI DINING SUITE

5 Piece:  
Packing Box 1: 4H x 105W x 105L  
Box 2: 14H x 14W x 76L  
Box 3: 71H x 47W x 82L  
59kg

7 Piece:  
Packing Box 1: 4H x 94W x 163L  
Box 2: 14H x 14W x 76L  
Box 3: 76H x 45W x 105L  
84kg

9 Piece:  
Packing Box 1: 4H x 144W x 144L  
Box 2: 14H x 76W x 76L  
Box 3: 71H x 47W x 82L  
Box 4: 71H x 47W x 82L  
108kg

Table:  
**BLACK GLASS**  
**CLEAR GLASS**

Chairs:  
**BLACK**  
**RED**  
**WHITE**



## BARI DINING TABLE

Table: 75H x 100W x 100L  
Packing Box 1: 4H x 105W x 105L  
Box 2: 14H x 14W x 76L  
36kg

Table: 75H x 90W x 160L  
Packing Box 1: 4H x 94W x 163L  
Box 2: 14H x 14W x 76L  
49kg

Table: 75H x 140W x 140L  
Packing Box 1: 4H x 144W x 144L  
Box 2: 14H x 14W x 76L  
63kg





# Class Dining

Table:  
**BLACK GLASS**  
**CLEAR GLASS**

Chairs:  
**BLACK**  
**WHITE**



## COOGEE DINING SUITE

5 Piece:

Packing Box 1: 4H x 105W x 105L

Box 2: 14H x 76W x 76L

Box 3: 87H x 55W x 85L

62kg

7 Piece:

Packing Box 1: 4H x 94W x 163L

Box 2: 14H x 14W x 76L

Box 3: 76H x 45W x 105L

84kg

9 Piece:

Packing Box 1: 4H x 144W x 144L

Box 2: 14H x 76W x 76L

Box 3: 85H x 55W x 87L

Box 4: 85H x 55W x 87L

114kg



### FURNITURE CARE TIPS

— GLASS —



Damp dust. Dry with soft cloth. Then clean glass with glass/window cleaner or a solution of vinegar and water.



# *Galio* Dining

Table:  
**BLACK GLASS**  
**CLEAR GLASS**

Chairs: Lombardy  
**BLACK**  
**RED**  
**WHITE**



**GALIO DINING SUITE**  
5 Piece:  
Packing Box 1: 4H x 79W x 114L  
Box 2: 14H x 76W x 75L  
Box 3: 71H x 44W x 103L  
52kg

5 Piece:  
Packing Box 1: 4H x 94W x 164L  
Box 2: 14H x 14W x 75L  
Box 3: 52H x 44W x 71L  
62kg

7 Piece:  
Packing Box 1: 4H x 144W x 144L  
Box 2: 85H x 55W x 87L  
Box 3: 85H x 55W x 87L  
Box 4: 52H x 44W x 71L  
87kg



**GALIO ROUND DINING TABLE**  
76H x 120dia

**GALIO DINING TABLE**  
Table: 75H x 75W x 110L  
Packing Box 1: 4H x 79W x 114L  
Box 2: 14H x 14W x 75L  
27kg

Table: 75H x 80W x 130L  
Packing Box 1: 4H x 83W x 132L  
Box 2: 14H x 14W x 75L  
37kg

Table: 75H x 90W x 160L  
Packing Box 1: 4H x 94W x 164L  
Box 2: 14H x 14W x 75L  
49kg





# Macarthur Dining

Table:  
**BLACK/CHROME**  
**BLACK/SILVER**  
**CLEAR/CHROME**  
**CLEAR SILVER**

Chairs: Lombardy  
**BLACK/BLACK**  
**BLACK/RED**  
**BLACK/WHITE**  
**CLEAR/BLACK**  
**CLEAR/RED**  
**CLEAR/WHITE**

## MACARTHUR DINING SUITE

5 Piece:  
 Packing Box 1: 4H x 108W x 108L  
 Box 2: 21H x 56W x 56L  
 Box 3: 71H x 44W x 103L  
 46kg

Table: 75H x 100W x 100L  
 Packing Box 1: 4H x 108W x 108L  
 Box 2: 21H x 56W x 56L  
 21kg



Chairs: Eiffel  
**BLACK**  
**WHITE**

## MACARTHUR DINING WITH WITH EIFFEL CHAIRS

Packing Box 1: 4H x 108W x 108L  
 Box 2: 21H x 56W x 56L  
 Box 3: 60H x 58W x 52L  
 38kg



# Maroubra

Table:  
**BLACK GLASS**  
**CLEAR GLASS**

Chairs:  
**BLACK**  
**WHITE**



## MAROUBRA DINING SUITE

5 Piece:  
 Packing Box 1: 4H x 105W x 105L  
 Box 2: 14H x 14W x 76L  
 Box 3: 71H x 47W x 82L  
 59kg

7 Piece :  
 Packing Box 1: 4H x 94W x 163L  
 Box 2: 14H x 14W x 76L  
 Box 3: 76H x 45W x 105  
 84kg

9 Piece :  
 Packing Box 1: 4H x 144W x 144L  
 Box 2: 14H x 14W x 76L  
 Box 3: 71H x 47W x 82L  
 Box 4: 71H x 47W x 82L  
 108kg

# Napoli

Table:  
**BLACK GLASS**  
**CLEAR GLASS**

Chairs:  
**BLACK**  
**RED**  
**WHITE**



## NAPOLI DINING SUITE

5 Piece:  
 Packing Box 1: 4H x 105W x 105L  
 Box 2: 14H x 14W x 76L  
 Box 3: 71H x 47W x 82L  
 59kg

7 Piece :  
 Packing Box 1: 4H x 94W x 163L  
 Box 2: 14H x 76W x 76L  
 Box 3: 76H x 47W x 105  
 84kg

9 Piece :  
 Packing Box 1: 4H x 144W x 144L  
 Box 2: 14H x 76W x 76L  
 Box 3: 71H x 47W x 82L  
 Box 4: 71H x 47W x 82L  
 114kg

# *Narellan* Dining

Table: Galio  
**BLACK GLASS**  
**CLEAR GLASS**

Chairs:  
**BLACK**  
**RED**  
**WHITE**



## NARELLAN DINING SUITE

5 Piece:  
Packing Box 1: 4H x 79W x 114L  
Box 2: 14H x 14W x 75L  
Box 3: 71H x 44W x 103L  
52kg

5 Piece:  
Packing Box 1: 4H x 83W x 132L  
Box 2: 14H x 14W x 75L  
Box 3: 71H x 44W x 103L  
62kg


7 Piece:  
Packing Box 1: 4H x 94W x 164L  
Box 2: 14H x 14W x 75L  
Box 3: 76H x 45W x 105L  
84kg



# *Randwick*

Table:  
**BLACK GLASS**  
**CLEAR GLASS**

Chairs:  
**BLACK**  
**WHITE**



## RANDWICK DINING SUITE

5 Piece:  
Packing Box 1: 4H x 105W x 105L  
Box 2: 14H x 14W x 76L  
Box 3: 52H x 50W x 105L  
66kg

7 Piece :  
Packing Box 1: 4H x 94W x 163L  
Box 2: 14H x 14W x 76L  
Box 3: 52H x 50W x 105  
Box 4: 52H x 50W x 105  
94kg

9 Piece :  
Packing Box 1: 4H x 144W x 144L  
Box 2: 14H x 14W x 76L  
Box 3: 52H x 50W x 105  
Box 4: 52H x 50W x 105  
122kg





*Zetland*

CLEAR/BLACK  
TEMPERED GLASS/METAL

**ZETLAND DINING TABLE**

76 X 180 X 90



SHOWN WITH ZETLAND CHAIR



SHOWN WITH HUNT CHAIR



SHOWN WITH HUNT CHAIR

# *Glass Dining*

Table:  
**BLACK GLASS**  
**CLEAR GLASS**

Legs:  
**SQUARE** or **ROUND TUBE**  
**CHROME**

Chairs:  
**BLACK**  
**RED**  
**BLUE**  
**GREEN**  
**ORANGE**  
**YELLOW**  
**WHITE**

## **SVEN DINING SUITE**

5 Piece:

Packing Box 1: 4H x 105W x 105L  
Box 2: 14H x 14W x 76L  
Box 3: 70H x 47W x 103L  
54kg

7 Piece:

Packing Box 1: 4H x 94W x 163L  
Box 2: 14H x 14W x 76L  
Box 3: 70H x 47W x 103L  
67kg



# *Timber Dining*

## *Avalon*

**Solid Malaysian hardwood**

## **AVALON DINING SUITE**

100L x 100W x 76H


Packing: 105 x 103 x 9  
23.5kg

150L x 90W x 76H

Packing: 154 x 92 x 10  
30kg

180L x 90W x 76H

Packing: 184 x 92 x 10  
35.6kg





# Timber Dining

## Charlton

Solid Malaysian hardwood  
Quilted-back dining chair



### CHARLTON DINING SUITE

5 Pce Dining Suite  
Table: 100L x 100W x 76H  
Packing: Box 1 105 x 103 x 9  
Box 2 101 x 30 x 45  
Box 3 101 x 30 x 45  
47.5kg

7 Pce Dining Suite  
Table: 150L x 90W x 76H  
Packing: Box 1 154 x 92 x 10  
Box 2 101 x 30 x 45  
Box 3 101 x 30 x 45  
Box 4 101 x 30 x 45  
66kg

7 Pce Dining Suite  
Table: 180L x 90W x 76H  
Packing: Box 1 184 x 92 x 10  
Box 2 101 x 30 x 45  
Box 3 101 x 30 x 45  
Box 4 101 x 30 x 45  
71.6kg

## Harland

Antique Oak



### HARLAND DINING SUITE

5 Piece:  
Table: 74H x 70W x 110L  
Packing: 15H x 72W x 114L  
33kg

Chairs: 89H x 41.5W x 40D





# Harlow

Solid Malaysian hardwood  
Quilted-back dining chair



## HARLOW DINING SUITE

5 Pce Dining Suite

Table: 100L x 100W x 76H

Packing dimensions:

Box 1 105 x 103 x 9

Box 2 44 x 92 x 27 Box 3 44 x 92 x 27 45.1kg

7 Pce Dining Suite

Table: 150L x 90W x 76H

Packing dimensions:

Box 1 154 x 92 x 10

Box 2 44 x 92 x 27 Box 3 44 x 92 x 27

Box 4 44 x 92 x 27 62.4kg

7 Pce Dining Suite

Table: 180L x 90W x 76H

Packing dimensions:

Box 1 184 x 92 x 10

Box 2 44 x 92 x 27 Box 3 44 x 92 x 27

Box 4 44 x 92 x 27 68kg

# Orleans

Table:



## ORLEANS DINING SUITE

7 Piece:

Table: 76H x 90W x 180L

Packing: 94H x 21W x 182L

38kg

6 Chairs: 85H x 50W x 53D

Fully assembled

7kg

# Timber Dining

## Ray

Solid Malaysian hardwood



### RAY DINING SUITE

5 Pce Dining Suite

Table: 100L x 100W x 76H

Packing: Box 1 105 x 103 x 9

Box 2 99 x 43 x 32

63.5kg

Pce Dining Suite

Table: 150L x 90W x 76H

Packing: Box 1 154 x 92 x 10

Box 2 99 x 43 x 32

Box 3 99 x 43 x 32

Box 4 99 x 43 x 32

90kg

7 Pce Dining Suite

Table: 180L x 90W x 76H

Packing: Box 1 184 x 92 x 10

Box 2 99 x 43 x 32

Box 3 99 x 43 x 32

Box 4 99 x 43 x 32

95.6kg





# Lounge & Accent Chairs





## Ace

Fabric:  
**BUTTERFLY**  
**LINARA CHARCOAL**  
**LINARA DOVE**  
**LINARA ONYX**  
**LINARA TAUPE**



BUTTERFLY

### ACE ACCENT CHAIR

Chair: 70H x 72W x 70D  
 Seat: 43.5H x 62W x 53D  
 Leg: 15H x 5W x 5D  
 Packing: 79H x 74W x 72D  
 35kg



*Add a touch of French Provincial décor  
 to your room with this  
 Butterfly Print Accent Chair*



CHARCOAL



DOVE



ONYX



TAUPE

## Austin

Fabric:  
**SIENNA CHARCOAL**  
**SIENNA GREEN**  
**SIENNA LATTE**  
**SIENNA MUSHROOM**  
**SIENNA RED**  
**DIGITAL PRINT PATCHWORK**  
**BLACK LINEN**



### AUSTIN WINGBACK CHAIR


Chair: 106H x 89W x 74D  
 Seat: 43H x 50W x 57D  
 Leg: 15H x 5W x 5D  
 Packing: 93H x 80W x 83D  
 35kg





# Chesterfield

Fabric:  
DIGITAL PRINT PATCHWORK  
BLACK LINEN  
LINEN



## ARM CHAIR


Chair: 80H x 120W x 91D  
Packing: 98 X 124 X 68  
30kg

## TWO SEATER

80H x 176W x 91D  
Packing: 98 X 181 X 68  
41kg

## THREE SEATER

80H x 230W x 91D  
Packing: 98 X 220 X 68  
54kg





## Connor



PUMICE



BROWN



GREEN

### CONNOR CHAIR

80H x 60W x 76D  
Packing: 80 X 76 X 59  
13kg



## Georgette

Fabric:  
**STONE**  
**LIGHT CHARCOAL**  
**DIGITAL PRINT PATCHWORK**

### GEORGETTE CHAISE

84H X 194W X 84D  
Packing: 194 X 88 X 88  
42kg



## Florida

Fabric:  
**PATTERN**  
**PLAIN LINEN**

Arm chair available plain or with  
pattern fabric as shown

### ARM CHAIR

93H x 95W x 97D  
Packing: 90 X 90 X 90  
29kg

### TWO SEATER

93H x 155W x 97D  
Packing: 90 X 155 X 90  
42kg

### THREE SEATER

93H x 215W x 97D  
Packing: 90 X 216 X 90  
60kg

Florida comes with scatter cushions as shown






## Hampton

Fabric:  
**CHARCOAL**  
**LATTE**  
**MUSHROOM**

### ACCENT CHAIR

Chair: 90H x 77W x 75D  
Seat: 45H x 43W x 48D  
Arm: 56H x 8W  
Shaped Timber Leg: 20.5H x 4.5W x 5D  
Packing: 80H x 80W x 72D  
21kg



**CHARCOAL**



**LATTE**



**MUSHROOM**



## Louisiana

Fabric:  
**PAISLEY**  
**PLAIN LINEN**

Arm chair available plain or with  
paisley fabric back as shown

### ARM CHAIR

93H x 86W x 96D  
Packing: 82 X 84 X 90  
22kg

### TWO SEATER

93H x 201W x 95D  
Packing: 94 X 205 X 92  
55kg

### THREE SEATER

93H x 245W x 95D  
Packing: 94 X 244 X 92  
72kg

### OTTOMAN

46H x 136W x 74D  
Packing: 32 X 135 X 74  
18kg



Louisiana comes with scatter cushions as shown






*Monterey*

Fabric:  
**BROWN**  
**LIGHT CHARCOAL**  
**LIGHT GREY**  
**STONE**



**ARM CHAIR**  
80H x 79W x 65D  
Packing: 83 X 69 X 77  
16kg

**TWO SEATER**  
82H x 120W x 76D  
Packing: 83 X 116 X 77  
28kg



**BROWN**



**LIGHT CHARCOAL**



**LIGHT GREY**



**STONE**

*Palisades*

Fabric:  
**BROWN**  
**LIGHT CHARCOAL**  
**LIGHT GREY**  
**STONE**



**ARM CHAIR**  
86H x 79W x 79D  
Packing: 92 X 68 X 90  
15kg



**BROWN**




**LIGHT CHARCOAL**



**LIGHT GREY**



**STONE**





## Patch

Fabric:  
**BROWN**  
**GREEN**  
**PUMICE**  
**TEAL**  
**#4 BLUE/NEUTRALS**  
**#8 MULTI COLOUR**



## PATCH ACCENT CHAIR

Chair: 80H x 83W x 80D  
 Seat: 47H x 50W x 54D  
 Arm: 60H x 10W  
 Timber Leg: 17H x 5W x 5D  
 Packing: 81H x 84W x 81D  
 19kg

## Portland

Fabric:  
**LIGHT CHARCOAL**  
**LIGHT GREY**  
**STONE**  
 2 Tone:  
**LIGHT CHARCOAL/STONE**  
**PINK/BLUE**



**ARM CHAIR**  
**85H X 67W X 67D**  
 Packing: 72 X 72 X 79  
 26kg



*Ritz*

Fabric:  
**LAGOON  
OVERCAST  
SMOKEY**



SHOWN IN LAGOON



SHOWN IN SMOKEY



SHOWN IN OVERCAST

#### ARM CHAIR

Chair: 82H x 107W x 85D  
Seat: 44H x 63W x 53D  
Arm: 64.5H x 12.5W  
Timber Leg: 12H x 5W x 5D  
Packing: 85H x 53W x 91D  
35kg

#### 2 SEATER

Chair: 82H x 157W x 85D  
Seat: 44H x 129W x 53D  
Arm: 64.5H x 12.5W  
Timber Leg: 12H x 5.5W x 5.5D  
Packing: 85H x 155W x 55D  
45kg

#### 3 SEATER

Chair: 82H x 202W x 85D  
Seat: 44H x 174W x 53D  
Arm: 64.5H x 12.5W  
Timber Leg: 12H x 5.5W x 5.5D  
Packing: 76H x 202W x 53D  
54kg

*Rockland*

Fabric:  
**LIGHT CHARCOAL  
STONE**



#### ARM CHAIR

79H x 99W x 89D  
Packing: 107 X 58 X 87  
27kg

#### TWO SEATER

79H x 155W x 89D  
Packing: 164 X 87 X 58  
43kg

#### THREE SEATER

79H x 211W x 89D  
Packing: 213 X 58 X 87  
23kg

#### OTTOMAN

40H x 90W x 90D  
Packing: 36 X 90 X 90  
23kg





## Stamford



### LOUNGE CHAIR

Chair: 75H x 76W x 76D  
Packing: 77 X 76 X 53  
16kg

### 2 SEATER SOFA


Chair: 75H x 137W x 76D  
Packing: 134 X 76 X 54  
22kg

### STOOL

Chair: 36H x 54W x 54D  
Packing: 55 X 55 X 24  
6kg



PUMICE



BROWN



GREEN

## Tasman

Upholstered:  
**BLACK**  
**BROWN**  
**RED**

Fabric:  
**SCRIPT**  
**LINEN**

Timber Legs:  
**WENGE**



### TASMAN CHAIR

Chair: 74H x 74W x 70D  
Packing: 73 X 75 X 62  
13kg

*Studio*

Fabric:  
**CHARCOAL**  
**LATTE**  
**MUSHROOM**

**STUDIO CHAIR**

Chair: 80H x 73W x 68D  
Seat: 44H x 53W x 49D  
Arm: 60H x 8W  
Chrome Base: 14H x 2.2W tube  
Packing: 81H x 74W x 72D  
20kg



**CHARCOAL**



**LATTE**



**MUSHROOM**



*Darcy*

Stocked in:  
FIESTA APPLE  
FIESTA MINK  
FIESTA SEPIA,  
FIESTA SILVER  
FIESTA SKY  
FIESTA SLATE  
FIESTA TEAL

UPHOLSTERED IN  
“FIESTA “  
FABRIC RANGE  
31 ADDITIONAL FABRICS  
AVAILABLE INDENT ORDER!  
CALL FOR YOUR SWATCHES  
TODAY!

**ARM CHAIR**

Chair: 81H x 75W x 79D  
Packing: 83 x 83 x 64  
17kg





# Bedroom

## *Furniture*





# Bookcase Bed

## Children's

WHITE



Bookcase bed with Jindabyne Tallboy

### SINGLE

100H x 104W x 190L  
Packing Box 1: 108 x 38 x 10  
Box 2: 193 x 10 x 8  
Box 3: 94 x 19 x 6.5  
27.5kg


### KING SINGLE

100H x 119W x 205L  
Packing Box 1: 123 x 38 x 10  
Box 2: 209 x 10 x 8  
Box 3: 110 x 26 x 6.5  
33kg

## Cola

DIRTY OAK  
WHITE

Approved By



### SINGLE BUNK

153.4H x 98W x 200.8D  
Packing Box 1: 12H x 100W x 78D  
Box 2: 12H x 100W x 83D  
Box 3: 12H x 190W x 23D  
Box 4: 13H x 93W x 26D  
59kg



*Cosmos*

DIRTY OAK  
WHITE

*Children's*



#### SINGLE BED

90H x 98W x 200.8D  
Packing Box 1: 7H x 93W x 85D  
Box 2: 7H x 90W x 20D  
Box 3: 8H x 192.5W x 10D  
Box 4: 6.5H x 93.5W x 22.5D  
22.2kg

#### KING SINGLE BED

90H x 114.4W x 215.8D  
Packing Box 1: 7H x 93W x 85D  
Box 2: 8H x 208W x 107D  
Box 3: 7.5H x 208W x 11D  
Box 4: 7H x 109.5W x 26D  
28kg

#### SINGLE TRUNDLE

8H x 96W x 196D  
Packing: 12H x 22W x 190D  
11.7kg

#### KING SINGLE TRUNDLE

8H x 111W x 197D  
Packing: 12H x 22W x 218D  
13.5kg  
Shown with bed



#### KING SINGLE BUNK

153.4H x 114.4W x 215.8D  
Packing  
Box 1: 12H x 85W x 24D  
Box 2: 10H x 105W x 32D  
Box 3: 12H x 209W x 22D  
Box 4: 13H x 108W x 26D  
66.1kg

Approved By



#### SINGLE BUNK

153.4H x 98W x 200.8D  
Packing Box 1: 12H x 85W x 24D  
Box 2: 10H x 90W x 32D  
Box 3: 12H x 193W x 22D  
Box 4: 13H x 93W x 26D  
57kg





*Cronulla*

BLACK  
WHITE

*Children's*

### SINGLE BED

101W x 202L  
Head: 110H  
Foot: 40H  
Packing Box 1: 109H x 16W x 118L  
Box 2: 11H x 22W x 200L  
37kg



### KING SINGLE BED

117W x 216L  
Head: 110H  
Foot: 40H  
Packing Box 1: 116H x 16W x 123L  
Box 2: 11H x 22W x 210L  
39kg




### DOUBLE BED

147W x 202L  
Head: 110H  
Foot: 40H  
Packing Box 1: 117H x 16W x 155L  
Box 2: 11H x 22W x 200L  
40kg

### QUEEN BED

163W x 216L  
Head: 110H  
Foot: 40H  
Packing Box 1: 118H x 16W x 169L  
Box 2: 11H x 22W x 210L  
43kg

*Hi Gloss*



shown with Manly Case Goods



*Mossland*

WHITE

**GASLIFT STORAGE BED-DOUBLE SIZE**

186W x206L x103H  
Packing Box 1 198 x 125 x 24.5  
Box 2 213.5 x 30 x 20  
Box 3 105 x 51.5 x 30  
Box 4 184 x 205 x 8  
134.8kg

**GASLIFT STORAGE BED-QUEEN SIZE**

186W x206L x103H  
Packing Box 1 198 x 125 x 24.5  
Box 2 213.5 x 30 x 20  
Box 3 105 x 51.5 x 30  
Box 4 184 x 205 x 8  
134.8kg

**GASLIFT STORAGE BED-KING SIZE**

186W x206L x103H  
Packing Box 1 198 x 125 x 24.5  
Box 2 213.5 x 30 x 20  
Box 3 105 x 51.5 x 30  
Box 4 184 x 205 x 8  
134.8kg





*Manly*

BLACK  
WHITE

*Hi Gloss*

### DOUBLE BED

Packing Box 1: 114H x 7W x 154L  
Box 2: 40H x 5.5W x 150L  
Box 3: 18.5H x 9.5W x 196L  
Box 4: 60H x 24W x 145L  
Box 5: 5H x 140W x 191L  
95kg

### QUEEN BED

Packing Box 1: 115H x 7W x 170L  
Box 2: 40H x 5.5W x 166L  
Box 3: 18.5H x 9.5W x 210L  
Box 4: 60H x 24W x 127L  
Box 5: 5H x 156W x 205L  
104kg

### 2 DRAWER BEDSIDE CHEST

Packing: 53H x 64W x 42L  
26kg

### 5 DRAWER TALLBOY

Packing: 116H x 83W x 42L  
53kg

### DRESSING TABLE & MIRROR

Packing Box 1: 83H x 122W x 49L  
Box 2: 103H x 4W x 104L  
81kg





*Jindabyne*  
**WHITE**  
*Timber*

**DOUBLE BED**

Packing Box 1: 120H x 17W x 159L  
 Box 2: 74H x 17W x 159L  
 Box 3: 15H x 15W x 159L  
 Box 4: 18H x 15W x 140L  
 69kg

**QUEEN BED**

Packing Box 1: 120H x 17W x 172L  
 Box 2: 74H x 17W x 172L  
 Box 3: 15H x 15W x 205L  
 Box 4: 18H x 18W x 156L  
 74kg

**KING BED**

Packing Box 1: 120H x 17W x 202L  
 Box 2: 72H x 17W x 202L  
 Box 3: 15H x 15W x 205L  
 Box 4: 18H x 18W x 185L  
 Box 5: 6H x 6W x 203L  
 87.5kg

**3 DRAWER BEDSIDE CHEST**

48H x 52W x 39.5D  
 Packing: 56H x 69W x 45L  
 17kg

**6 DRAWER TALLBOY**

113H x 90W x 45D  
 Packing: 110H x 94W x 46L  
 44kg

**DRESSING TABLE & MIRROR**

175H x 120W x 45D  
 Packing Box 1: 83H x 128W x 46L  
 Box 2: 110H x 11W x 112L  
 65kg





*Los Angeles*

**BLACKWOOD  
WENGE**

*Timber*

### DOUBLE BED

Packing Box 1: 113H x 10W x 159L  
Box 2: 38.5H x 6W x 150L  
Box 3: 33H x 15W x 196L  
Box 4: 140H x 5W x 191L  
105kg

### QUEEN BED

Packing Box 1: 103H x 10W x 172L  
Box 2: 38H x 5.5W x 166L  
Box 3: 33H x 14.5W x 212L  
Box 4: 156H x 5W x 205L  
117kg

### 2 DRAWER BEDSIDE CHEST

Packing: 54H x 60W x 42L  
23kg

### 5 DRAWER TALLBOY

Packing: 116H x 83W x 44L  
57kg

### DRESSING TABLE & MIRROR

Packing Box 1: 84H x 122.5W x 50L  
Box 2: 92H x 4W x 140L  
78kg





*Camden*

BLACK  
CHOCOLATE  
WHITE

*Upholstered*

**DOUBLE BED**

144W x 214.5L  
Head: 102H  
Foot: 35H  
Packing Box 1: 106H x 16W x 147L  
Box 2: 19H x 25W x 194L  
40kg



**QUEEN BED**

162W x 229L  
Head: 102H  
Foot: 35H  
Packing Box 1: 110H x 16W x 163L  
Box 2: 20H x 26W x 210L  
44.5kg

**KING BED**

190W x 229L  
Head: 102H  
Foot: 35H  
Packing Box 1: 108H x 18W x 197L  
Box 2: 20H x 26W x 210L  
50kg





*Metro*

BLACK PU  
WHITE PU  
LINEN FABRIC

Fabric:  
LINEN

Available in double, queen or king

# DOUBLE QUILTED BED

148W x 206L

Head: 140H

Foot: 35H

Packing Box 1: 145H x 17W x 170L

Box 2: 17H x 39W x 193L

Box 3: 72H x 13W x 190L

81kg

# QUEEN QUILTED BED

168W x 221L

Head: 140H

Foot: 35H

Packing Box 1: 145H x 17W x 183L

Box 2: 17H x 38W x 210L

Box 3: 86H x 13W x 206L

87kg

# KING QUILTED BED

196W x 221L

Head: 140H


Foot: 35H

Packing Box 1: 145H x 17W x 215L


Box 2: 17H x 37W x 210L

Box 3: 86H x 10W x 205L

88kg



shown with TimberGrain  
case goods





*Oakland*

**BLACK**  
**WHITE**  
**SINGLE BED BLACK**  
**KING SINGLE BED BLACK**



**DOUBLE BED**  
 142W x 202L  
 Head: 88.5H  
 Foot: 30H  
 Packing Box 1: 94.5H x 7W x 146L  
 Box 2: 15H x 20W x 210L  
 30kg

**QUEEN BED**  
 158.5W x 213.5L  
 Head: 88.5H  
 Foot: 30H  
 Packing Box 1: 94H x 7W x 164L  
 Box 2: 15H x 20W x 215L  
 33kg

**KING SINGLE STORAGE BED**  
 115.5W x 219L  
 Head: 92H  
 Foot: 34H  
 Packing Box 1: 92H x 15W x 118L  
 Box 2: 14H x 34W x 214L  
 50kg

**DOUBLE STORAGE BED**  
 146W x 205L  
 Head: 92H  
 Foot: 34H  
 Packing Box 1: 93H x 15W x 153L  
 Box 2: 20.1H x 12.5W x 34L  
 64kg

**QUEEN STORAGE BED**  
 163W x 221L  
 Head: 92H  
 Foot: 34H  
 Packing Box 1: 93H x 15W x 165L  
 Box 2: 21.1H x 12.5W x 34L  
 67.5kg





*Timber Grain*

PAPER OAK

*Laminated*

#### KING SIZE BED

190W x229L x110H  
Packing Box 1 198 x 115 x 17.5  
Box 2 211 x 22 x 12  
Box 3 184 x 205 x 8  
63kg

#### KING SINGLE BED

117W x216L x110H  
Packing Box 1 122 x 115 x 17.5  
Box 2 211 x 22 x 12  
Box 3 110 x 205 x 8  
51kg

#### DOUBLE SIZE BED

147W x202L x110H  
Packing Box 1 152 x 115 x 17.5  
Box 2 196 x 22 x 12  
Box 3 147 x 196 x 8  
56kg

#### QUEEN SIZE BED

163W x216L x110H  
Packing Box 1 186 x 115 x 17.5  
Box 2 211 x 22 x 12  
Box 3 153 x 207 x 8  
60kg

#### DRESSING TABLE AND MIRROR

120W x 40D x 175H  
Packing Box 1 82 x 124 x 50  
Box 2 88 x 7 x 105  
86kg





*Timber Grain*  
PAPER OAK *Laminated*

**GASLIFT STORAGE BED-KING SIZE**

186W x 229L x 102H  
Packing Box 1 198 x 125 x 24.5  
Box 2 213.5 x 30 x 20  
Box 3 105 x 51.5 x 30  
Box 4 184 x 205 x 8  
134.8kg

**GASLIFT STORAGE BED-DOUBLE SIZE**

149.5W x 213.5L x 102H  
Packing Box 1 152 x 125 x 24.5  
Box 2 198.5 x 30 x 20  
Box 3 105 x 51.5 x 30  
Box 4 147 x 196 x 8  
124.8kg

**GASLIFT STORAGE BED-QUEEN SIZE**

168W x 229L x 102H  
Packing Box 1 168 x 125 x 24.5  
Box 2 213.5 x 30 x 20  
Box 3 105 x 51.5 x 30  
Box 4 153 x 207 x 8  
131.8kg



**8 DRAWER TALLBOY CHEST**

120W X 40D x 80H  
Packing 125 x 50 x 117  
74kg

**2 DRAWER BEDSIDE CHEST**

52W X39.5D X48H  
Packing 57 x 44.5 x 55  
17kg





# Entertainment *Furniture*





*Kiama*

BLACK GLASS/CHROME  
CLEAR GLASS/CHROME

**1400 ETU**

45H x 140W x 40D  
Packing Box 1: 7H x 144W x 42D  
Box 2: 11H x 55W x 13D  
35.5kg

**1800 ETU**

44H x 180W x 40D  
Packing Box 1: 7H x 183W x 44D  
Box 2: 11H x 55W x 13D  
46.5kg



*Manrico*

BLACK GLASS/CHROME  
CLEAR GLASS/CHROME

**1400 ETU**

50H x 140W x 40D  
Packing Box 1: 7H x 143W x 43D  
Box 2: 13H x 41W x 20D  
34kg

**1800 ETU**

50H x 180W x 40D  
Packing Box 1: 7H x 184W x 43D  
Box 2: 13H x 41W x 20D  
45kg



*Lugarno*

BLACK GLASS/CHROME  
CLEAR GLASS/CHROME

**1400 ETU**

50H x 140W x 40D  
Packing Box 1: 7H x 143W x 43D  
Box 2: 13H x 41W x 20D  
33.5kg

**1800 ETU**

50H x 180W x 40D  
Packing Box 1: 7H x 184W x 43D  
Box 2: 13H x 41W x 20D  
44.5kg





## Narellan

BLACK GLASS/CHROME  
CLEAR GLASS/CHROME

### 800 ETU

57H x 80W x 41D  
Packing Box 1: 7H x 85W x 45D  
Box 2: 13H x 62.5W x 14D  
17kg



### 1000 ETU

57H x 100W x 45D  
Packing Box 1: 7H x 104W x 49D  
Box 2: 13H x 64W x 14D  
21kg



## Zetland

ENTERTAINMENT UNIT  
51.5 x 45 x 180

CLEAR/BLACK  
TEMPERED GLASS/METAL





# Occasional *Furniture*





# Coffee & Lamp Tables

## Adeline

ANTIQUE MAPLE  
WALNUT  
WHITE

• Solid Malaysian Hardwood



### COFFEE TABLE

42H x 110W x 55D

### LAMP TABLE

42H x 55W x 55D



## Monica

ESPRESSO/GREY OAK

• Timber Grain veneer

### LAMP TABLE

44H x 60W x 60D

Packing Box 1: 9H x 65W x 70L  
14kg





*Benji*

CHROME/GLASS

- Clear top with Black bottom shelf
- Clear top with Sandblast bottom shelf

# COFFEE TABLE

42H x 60W x 110D  
Packing Box 1: 6H x 64W x 114L  
Box 2: 10H x 10W x 52L  
13kg



*Galio*

BLACK GLASS  
CLEAR GLASS

# NESTING TABLES

Large: 41H x 50W x 50D  
Medium: 36H x 40W x 40D  
Small: 30H x 30W x 30D  
Packing:  
Box 1 5H x 52W x 53L  
Box 2: 10H x 16W x 77L  
13.5kg



# GALIO COFFEE TABLE

45H x 60W x 120D  
Packing Box 1: 5H x 65W x 125L  
Box 2: 6H x 24W x 50L  
21kg

# GALIO LAMP TABLE

45H x 60W x 60D  
Packing Box 1: 4H x 64W x 64L  
Box 2: 6H x 24W x 61L  
14.5kg



# GALIO SOFA TABLE

75H x 45W x 120D  
Box 1: 4H x 50W x 126L  
Box 2: 15H x 75W x 75L  
22kg





*Kiama*

CHROME/BLACK GLASS  
CHROME/CLEAR GLASS



#### END TABLE

45H x 60W x 60D  
Packing Box 1: 4H x 64W x 64L  
Box 2: 14H x 46W x 46L  
15kg

#### SOFA TABLE

75H x 45W x 120D  
Packing Box 1: 4H x 50W x 126L  
Box 2: 15H x 75W x 75L  
22kg

*Petra*

CHROME/GLASS

- Clear top with Black bottom shelves
- Clear top with Sandblast bottom shelves



#### PETRA COFFEE TABLE

42H x 50W x 90D  
Packing Box 1: 9H x 10W x 49L  
Box 2: 4H x 55W x 95L  
10.5kg

*Kensington*

CHROME/BLACK GLASS



#### LAMP TABLE

50H x 65W x 65D  
Packing Box 1: 5H x 69W x 69L  
Box 2: 5H x 66W x 67L  
25kg



*Kingston*

WHITE MDF LEGS/BLACK GLASS TOP



**LAMP TABLE**


51H x 63W x 63D

Packing Box 1: 8.5H x 71W x 71L

Box 2: 12H x 47W x 57L  
28kg

*Zetland*

CLEAR/BLACK  
TEMPERED GLASS/METAL



**COFFEE TABLE**

45.5 X 60 X 120

**LAMP TABLE**

45.5 X 60 X 60

**SOFA TABLE**

74 X 45 X 120

*Narellan*

BLACK GLASS



**COFFEE TABLE**

with shelf

45H x 110W x 55D

**LAMP TABLE**

with shelf

45H x 55W x 55D



# Bertoni Living Designer

## Accent Pieces

### Amara

Top:  
BLACK GLASS  
WHITE GLASS

Base:  
BRONZE  
COPPER  
NICKEL



**COFFEE TABLE**  
43H x 100W x 60D

**SIDE TABLE**  
43H x 60W x 60D

### Soho

Base:  
BRONZE  
COPPER  
GOLD  
NICKEL  
Top:  
BLACK GLASS  
WHITE GLASS



**SIDE TABLE**  
53H x 50dia

### Cobb & Co

Base:  
BURNISHED GOLD  
NICKEL  
Top:  
CLEAR GLASS

**COFFEE TABLE**  
with burnished gold base  
45H x 70W X 130L



**FURNITURE CARE TIPS**  
— GLASS —



Damp dust. Dry with soft cloth. Then clean glass with glass/window cleaner or a solution of vinegar and water.



## Chanel

Base:  
BRONZE  
COPPER  
GOLD  
NICKEL  
Top:  
BLACK GLASS  
WHITE GLASS



**SIDE TABLE**  
53H x 50dia

## Maine

Base:  
GOLD  
NICKEL  
Top:  
SUPER WHITE GLASS  
BLACK GLASS



**SIDE TABLE**  
44H x 90W x 71D

## Bradford

Base:  
BRONZE  
COPPER  
GOLD  
NICKEL  
Top:  
BLACK GLASS  
WHITE GLASS



**SIDE TABLE**  
54H x 50dia

## Ivy

Base:  
GOLD  
NICKEL  
Top:  
BLACK GLASS  
WHITE GLASS



**SIDE TABLE**  
53H x 50dia

## Chateau

Base:  
BRONZE  
COPPER  
GOLD  
NICKEL  
Top:  
BLACK GLASS  
WHITE GLASS



**CHATEAU COFFEE TABLE**  
45H x 120L x 70W  
**CHATEAU SIDE TABLE**  
52H x 63W x 63D



## Mozart

Base:  
BRONZE  
COPPER  
GOLD  
NICKEL  
Top:  
BLACK GLASS  
WHITE GLASS



**SIDE TABLE**

# Waverley

## *Collection*






*Waverley*

WHITE HI GLOSS

*Bedroom*



### DOUBLE GAS LIFT BED

149.5W x 213.5L  
 Head: 103H  
 Foot: 36H  
 Packing Box 1: 112H x 25W x 165L  
 Box 2: 43H x 20W x 196L  
 Box 3: 62H x 7W x 80L  
 Box 4: 147H x 8W x 196L  
 Box 5: 53H x 35W x 53L  
 143kg

### QUEEN GAS LIFT BED

166W x 229L  
 Head: 103H  
 Foot: 36H  
 Packing Box 1: 112H x 25W x 173L  
 Box 2: 44H x 20W x 216L  
 Box 3: 62H x 7W x 80L  
 Box 4: 153H x 8W x 207L  
 Box 5: 53H x 35W x 53L  
 148kg

### KING GAS LIFT BED

186W x 206L  
 Head: 103H  
 Foot: 36H  
 Packing Box 1: 113H x 26W x 203L  
 Box 2: 43H x 20W x 205L  
 Box 3: 62H x 7W x 93L  
 Box 4: 184H x 8W x 205L  
 Box 5: 53H x 36W x 53L  
 156kg



*Waverley*

WHITE HI GLOSS

*Bedroom*

**2 DRAWER BEDSIDE CHEST**

48H x 52W x 39.5D

Packing: 51H x 56W x 43L

19kg

**5 DRAWER SLIM CHEST**

113H x 60W x 45D

Packing: 117H x 65W x 49L

52kg

**5 DRAWER TALLBOY**

113H x 90W x 45D

Packing: 118H x 95W x 49L

66kg

**DRESSING TABLE & MIRROR**

175H x 120W x 45D

Packing Box 1: 82H x 124W x 50L

Box 2: 88H x 7W x 105L

90kg





*Waverley*

WHITE HI GLOSS

*Dining*



### RECTANGLE DINING TABLE

7 Piece:

Table: 75H x 90W x 160L

Packing Box 1: 7H x 94W x 167L

Box 2: 37H x 12W x 83L

29kg

9 Piece:

Table: 75H x 100W x 210L

Packing Box 1: 10H x 107W x 226L

Box 2: 27H x 25W x 83L

42kg

### RECTANGLE DINING SUITE with Maroubra Chair

7 Piece:

Packing Box 1: 7H x 94W x 167L

Box 2: 37H x 12W x 83L

Box 3: 76H x 45W x 105L

64kg

9 Piece:

Packing Box 1: 10H x 107W x 226L

Box 2: 27H x 25W x 83L

Box 3: 71H x 47W x 82L

Box 4: 71H x 47W x 82L

88kg



### SQUARE DINING TABLE

5 piece:

Table: 75H x 100W x 100L

Packing Box 1: 8H x 106W x 106L

Box 2: 20H x 19W x 84L

20kg

9 Piece:

Table: 75H x 140W x 140L

Packing Box 1: 8H x 146W x 146L

Box 2: 24H x 23W x 84L

33kg

### SQUARE DINING SUITE with Maroubra Chair

5 Piece:

Packing Box 1: 8H x 106W x 106L

Box 2: 19H x 20W x 84L

Box 3: 71H x 47W x 82L

43kg

9 Piece:

Packing Box 1: 8H x 146W x 146L

Box 2: 24H x 23W x 84L

Box 3: 71H x 47W x 82L

Box 4: 71H x 47W x 82L

79kg



*Waverley*

WHITE HI GLOSS

*Dining*

### SQUARE DINING SUITE with Randwick Chair

5 Piece:

Packing Box 1: 8H x 106W x 106L  
Box 2: 19H x 20W x 84L  
Box 3: 52H x 50W x 104L  
50kg

9 Piece:

Packing Box 1: 8H x 146W x 146L  
Box 2: 24H x 23W x 84L  
Box 3: 52H x 50W x 104L  
Box 4: 52H x 50W x 104L  
93kg

### RECTANGLE DINING SUITE with Randwick Chair

7 Piece:

Packing Box 1: 7H x 94W x 167L  
Box 2: 37H x 12W x 83L  
Box 3: 52H x 50W x 104L  
74kg

9 Piece:

Packing Box 1: 10H x 107W x 226L  
Box 2: 27H x 25W x 83L  
Box 3: 52H x 50W x 104L  
Box 4: 52H x 50W x 104L  
102kg



### SQUARE DINING SUITE with Sven Chair

75H x 100W x 100L

5 Piece:

Packing Box 1: 8H x 106W x 106L  
Box 2: 19H x 20W x 84L  
Box 3: 70H x 47W x 103L  
38kg

### RECTANGLE DINING SUITE with Sven Chair

75H x 90W x 160L

7 Piece:

Packing Box 1: 7H x 94W x 167L  
Box 2: 37H x 12W x 83L  
Box 3: 70H x 47W x 103L  
Box 4: 70H x 47W x 103L  
56kg





*Waverley*

WHITE HI GLOSS

*Dining*



**CHUNKY LEG DINING TABLE  
with CHROME DETAILING**

7 Piece:  
Table: 75H x 90W x 160L  
Packing Box 1: 9H x 97W x 166L  
Box 2: 29H x 29W x 80L  
36kg

9 Piece:  
Table: 75H x 100W x 210L  
Packing Box 1: 9H x 107W x 217L  
Box 2: 29H x 29W x 80L  
40kg

**CHUNKY LEG DINING TABLE  
with Avalon Chairs**

7 Piece:  
Packing Box 1: 9H x 97W x 166L  
Box 2: 29H x 29W x 80L  
Box 3: 46H x 40W x 108L  
Box 4: 46H x 40W x 108L  
Box 5: 46H x 40W x 108L  
96kg

9 Piece:  
Packing Box 1: 9H x 107W x 217L  
Box 2: 29H x 29W x 80L  
Box 3: 46H x 40W x 108L  
Box 4: 46H x 40W x 108L  
Box 5: 46H x 40W x 108L  
Box 6: 46H x 40W x 108L  
120kg



**CHUNKY LEG DINING TABLE  
with Carson Chairs**

7 Piece:  
Packing Box 1: 9H x 97W x 166L  
Box 2: 29H x 29W x 80L  
Box 3: 86H x 55W x 88L  
Box 4: 86H x 55W x 88L  
89kg

9 Piece:  
Packing Box 1: 9H x 107W x 217L  
Box 2: 29H x 29W x 80L  
Box 3: 86H x 55W x 88L  
Box 4: 86H x 55W x 88L  
120kg



**CHUNKY LEG DINING TABLE  
with Coogee Chairs**

7 Piece:  
Packing Box 1: 9H x 97W x 166L  
Box 2: 29H x 29W x 80L  
Box 3: 76H x 45W x 105L  
75kg

9 Piece:  
Packing Box 1: 9H x 107W x 217L  
Box 2: 29H x 29W x 80L  
Box 3: 76H x 45W x 105L  
Box 4: 76H x 45W x 105L  
92kg



*Waverley*

WHITE HI GLOSS

*Dining*



**CHUNKY LEG DINING TABLE  
with Ray Chairs**

7 Piece:  
Packing Box 1: 9H x 97W x 166L  
Box 2: 29H x 29W x 80L  
Box 3: 46H x 40W x 108L  
Box 4: 46H x 40W x 108L  
Box 5: 46H x 40W x 108L  
96kg

9 Piece:  
Packing Box 1: 9H x 107W x 217L  
Box 2: 29H x 29W x 80L  
Box 3: 46H x 40W x 108L  
Box 4: 46H x 40W x 108L  
Box 5: 46H x 40W x 108L  
Box 6: 46H x 40W x 108L  
120kg

**CHUNKY LEG DINING TABLE  
with Napoli Chairs**

7 Piece:  
Packing Box 1: 9H x 97W x 166L  
Box 2: 29H x 29W x 80L  
Box 3: 76H x 45W x 105L  
71kg



**CHUNKY LEG DINING TABLE  
with Randwick Chairs**

7 Piece:  
Packing Box 1: 9H x 97W x 166L  
Box 2: 29H x 29W x 80L  
Box 3: 52H x 50W x 104L  
Box 4: 52H x 50W x 104L  
81kg

9 Piece:  
Packing Box 1: 9H x 97W x 166L  
Box 2: 29H x 29W x 80L  
Box 3: 52H x 50W x 104L  
Box 4: 52H x 50W x 104L  
100kg





*Waverley*

WHITE HI GLOSS

*Entertainment*

#### 4 DRAWER LOWLINE ETU

45H x 180W x 39.5D

Packing: 54H x 184W x 45D  
30kg



#### ENTERTAINMENT UNIT with Sliding Doors

##### 1500

45H x 150W x 39.5D

Packing: 48H x 153W x 45D  
35kg

##### 1800

45H x 180W x 39.5D

Packing: 46H x 153W x 44D  
44kg

##### 2000

45H x 200W x 39.5L

Packing: 47H x 204W x 43L  
55kg



#### CUBE BOOKCASE

##### 2 Cube:

80H x 35W x 30D

Packing: 85H x 39W x 34D  
17kg

##### 3 Cube:

120H x 35W x 30D

Packing: 125H x 39W x 34D  
24kg

##### 4 Cube:

160H x 35W x 30L

Packing: 165H x 39W x 34L  
31kg



#### DESK

76H x 130W x 39.5D

Packing: 123H x 53W x 36D  
32kg



Waverley

WHITE HI GLOSS

Occasional

CONSOLE TABLE

70H x 80W x 30D  
Packing: 16H x 88W x 34D  
12kg

70H x 100W x 30D  
Packing: 15H x 105W x 35D  
14kg

70H x 130W x 35D  
Packing: 15H x 137W x 39D  
16kg

70H x 180W x 40D  
Packing: 15H x 186W x 39D  
21kg



SOFA TABLE

75H x 45W x 120D  
Packing Box 1: 8H x 53W x 127L  
Box 2: 19H x 26W x 84L  
14.5kg





*Waverley*

WHITE HI GLOSS

*Occasional*

**SQUARE COFFEE TABLE**

45H x 90W x 90D  
Packing Box 1: 18H x 42W x 18D  
Box 2: 6H x 91W x 91D  
14kg



**NESTING TABLES**

54H x 60W x 40D



**CHUNKY LEG/CHROME TRIM COFFEE TABLE**

45H x 60W x 120L  
Packing: Box 1 20H x 54W x 24D Box 2 8H x 127W x 67D  
14kg



**CHUNKY LEG LAMP TABLE**

45H x 60W x 60L  
Packing: Box 1 20H x 54W x 24D  
Box 2 8.5H x 67W x 65D  
12kg



**SIDEBOARD**

80H x 140W x 50D  
Packing: 86H x 144W x 55D  
59kg



**2 Door/3 Drawer SIDEBOARD**

80H x 50W x 150D  
Packing: 88H x 44W x 155L  
60kg





# Oslo

## Collection



*Oslo*  
*Dining*

### OSLO DINING WITH MADDISON CHAIR

5 Piece:  
Packing Box 1: 75H x 90W x 90L  
Box 2: 60H x 58W x 52L  
36.5kg  
7 Piece:  
75H x 160W x 90L

Chairs: Maddison  
LIGHT BROWN TWEED (AS SHOWN)  
GREY





# Oslo Dining

Table:  
**WHITE**

Chairs: Eiffel  
**BLACK**  
**WHITE**

## OSLO DINING SUITE

5 Piece:  
Packing Box 1: 75H x 90W x 90L  
Box 2: 60H x 58W x 52L  
36.5kg  
7 Piece  
Packing Box 1: 167 x 96 x 13  
Box 2: 60 x 58 x 52  
Box 3: 60 x 52 x 52  
58.5kg



## OSLO DINING TABLE

Table: 75H x 90W x 90L  
Packing: 98 x 96 x 13  
19.5kg  
75H x 160W x 90L  
Packing: 167 x 96 x 13  
33kg

*Oslo*  
*Occasional*



#### OSLO LAMP TABLE

45H x 60W x 60L

Packing dimensions: 10H x 66W x 66D 12kg



#### OSLO SOFA TABLE

76H x 45W x 120L

Packing dimensions: 14H x 127W x 49D  
16kg

• Timber Grain veneer



#### OSLO COFFEE TABLE

45H x 60W x 120L

Packing dimensions: 12H x 65W x 128D  
18.5kg



#### OSLO SIDEBOARD BUFFET

80H x 150W x 40D

Packing dimensions: 45H x 155W x 74.5D  
61kg



#### OSLO ENTERTAINMENT UNIT

45H x 150W x 50D

Packing dimensions: 45H x 166W x 47.5D  
40kg





# Mirrored

## *Furniture*



*Luxembourg*

**LUXEMBOURG CONSOLE**  
80H x 140W x 40D



*Aluminee*

**MIRRORED CONSOLE**  
Console: 89H x 104W x 51D



*Lismore*

**LISMORE CONSOLE**  
75.7H 118.4W x 39D



**LISMORE COFFEE TABLE**  
45H x 120W x 70D



*Frozen*

**CONSOLE & MIRROR**  
Mirror: 120H x 89W x 3D  
Console: 70H x 110W x 46D





## Palais

### PALAIS 1 DWR LAMP TABLE

63.5H x 56W x 56D

### PALAIS 2 DWR COFFEE TABLE

45H x 120W x 70D

### PALAIS ROUND COFFEE TABLE

45H x 100dia.

### PALAIS ROUND SIDE TABLE

71.8H x 71.1dia.



## Seville

### SEVILLE SIDEBORD

87.6H x 106.6W x 48.3D



## The Bahamas

### THE BAHAMAS SIDEBORD

99H x 91.4W x 35.5D

### THE BAHAMAS MIRROR

40.6H x 40.6W (each mirror)



• Display Mirrors as set of 4





# Hospitality

## *Furniture*





# Indoor Chairs

## Banquet

BLACK/GOLD FABRIC OR  
BLACK PVC WITH SILVER FRAME  
OR  
RED FABRIC WITH GOLD FRAME

- Powder coated frame



### BANQUET CHAIR

94H x 45W x 50D  
10 per stack: 200H x 45W x 60D  
50kg

## Bella

BLACK  
CHOCOLATE  
NATURAL  
WHITE  
WALNUT

- 11mm Laminated bass wood shell
- 22 x 1.6 mm welded chrome plated steel tube frame
- Welded base plate



### BELLA CHAIR

89H x 42W  
Seat: 46H  
4 per box: 56H x 56W x 56D  
22kg

## Brumby

CAPPUCCINO  
DIRTY OAK  
LIGHT OAK

- Durable construction
- Timber or upholstered cushion seat



### BRUMBY CHAIR

90H x 44W  
Seat: 45H  
2 per box: 92H x 22W x 46D  
15kg

## Cendy

- 11mm laminated bass wood shell
- 19 x 1.6mm welded chrome plated tube frame
- Stackable 4 high



### CENDY CHAIR

81H x 44W  
Seat: 45H  
4 per box: 90H x 65W x 50D  
25kg

## Clement

BEECH  
BLACK  
CHOCOLATE  
WHITE

- 11mm laminated bass wood shell
- 16 x 2mm chrome plated fully welded frame
- Stackable 5 high



### CLEMENT CHAIR

79H x 48W  
Seat: 46H  
4 per box: 52H x 52W x 52D  
18kg



## Coburg

CHERRY  
NATURAL  
WALNUT

- 11mm laminated bass wood shell
- 22 x 1.6mm welded chrome plated tube frame
- Stackable 5 high



### COBURG CHAIR

88H x 45W  
Seat: 48H  
4 per box: 56H x 56W x 56D  
22kg

## Coffee Cup

WALNUT

- 11mm laminated bass wood shell
- 22 x 1.6mm welded chrome plated tube frame
- Stackable 5 high



### COFFEE CUP CHAIR

88H x 45W  
Seat: 48H  
4 per box: 60H x 60W x 60D  
24kg

## La Vaunte

TEXTURED OAK  
ZEBRANO

- 11mm laminated bass wood shell
- 19 x 19 x 1.4mm square chrome plated tube frame
- Fully welded



### LA VAUNTE CHAIR

87H x 45W  
Seat: 47H  
4 per box: 65H x 56W x 56D  
25kg

# Outdoor Chairs

## Boulevard

BLACK  
BROWN  
HONEY

- Aluminium/weave chair
- 30 x 1.8mm aluminium tube welded frame
- 4mm iron reinforced PVC wicker
- Stackable
- Fully assembled



## BOULEVARDE CHAIR

77H x 56W  
Seat: 44H

## Bourke

BLUE  
CREAM  
RED

- Stainless steel 19 x 1.2mm tube welded frame
- Stackable 5 high
- Polypropylene shell



## BOURKE CHAIR

85H x 48W  
Seat: 45H  
Packing Box 1: 68H x 57W x 45D  
Box 2: 81H x 68W x 72D  
27kg



## Dee Why

- Stackable up to 6 high
- Indoor/outdoor use
- Hygienic, easy to clean
- UV stable
- One piece injection air moulded thermoplastic




### DEE WHY CHAIR

77H x 44W x 45D  
4 per box: 92H x 68W x 44D  
21kg

## Pedro

### CHOCOLATE

- 30 x 1.8mm aluminium tube welded frame
- 4mm iron reinforced PVC wicker
- Fully assembled
- Stackable



### PEDRO WICKER CHAIR

77H x 56W  
Seat: 44H

## ODFC

- Stocked in blue (shown)
- Light
- Compact
- Sturdy



### OUTDOOR FOLDING CHAIR

77H x 44W x 45D  
6 per box: 99H x 38W x 43D  
21kg

## Venice

BLACK  
BLUE  
CHOCOLATE  
RED  
WHITE

- UV stabilised plastic moulded
- Stackable



### VENICE CHAIR

84H x 44W x 42.5D  
Seat: 47H  
4 per box: 103H x 48W x 70D  
18kg

# Tables & Bases

## Astro

BLACK  
SILVER

- 4 star base with adjustable feet
- Cast aluminium top plate
- Suits up to 80cm square or round top
- Black or Silver powder coated finish



### ASTRO TABLE BASE

Base: 70H x 68W x 68D  
Top Plate: 47W x 47D  
Packing: 9H x 54W x 65L  
3.5kg

BLACK  
SILVER

- Twin pedestal base with adjustable feet
- Aluminium pole 60 x 1.5mm
- Cast iron top plate
- Welded support bar
- Black or Silver powder coated finish



### ASTRO TWIN TABLE BASE

70H x 60W x 60D  
Packing: 10H x 65W x 81L  
4kg

## Berkeley

- Wrought iron look base
- Twin or 4 star base with adjustable feet
- Black powder coated finish



### BERKELEY BAR BASE

115H x 71W x 71D  
Packing: 10H x 37W x 117L  
11.3kg

### BERKELEY TABLE BASE

69H x 60W x 60D  
Packing: 10H x 32W x 73L  
6kg

### BERKELEY TWIN TABLE BASE

69.5H x 88W x 60D  
Packing: 11H x 44.5W x 80L  
6kg

## Boston

- Stepped disc
- Cast iron



### BOSTON BAR BASE

Base: 108H x 43W x 43D  
Top Plate: 25W x 25D  
Column: 108 x 1.2mm  
(2 tops) Box 1: 8H x 36W x 36L  
7.5kg  
(1 column) Box 2: 30H x 30W x 104L  
4kg  
(2 bases) Box 3: 10H x 44W x 44D  
7.5kg

### BOSTON TABLE BASE

Base: 72H x 43W x 43D  
Top Plate: 48W x 48D  
Column: 76 x 1.2mm  
(2 tops) Box 1: 8H x 36W x 36L  
7.5kg  
(2 columns) Box 2: 8.5H x 16.5W x 67L  
1.8kg  
(2 bases) Box 3: 10H x 44W x 44D  
7.5kg



## *Gull*

### SILVER

- 4 star base with adjustable feet
  - Cast iron top plate
  - Suits up to 80cm square or round top
  - Suitable for indoor or outdoor use
- 
- Twin base with adjustable feet
  - Aluminium pole 60 x 1.5mm
  - Welded support bar



### GULL TABLE BASE

Base: 70H x 66W X 66D  
Top Plate: 48w X 48D  
Packing: 9H x 56W x 63L  
4.6kg

### GULL TWIN TABLE BASE

70H x 58W X 58D  
Packing: 10H x 65W x 81L  
7kg

## *Manhattan*

- Cast iron



### MANHATTAN BAR BASE

Base: 43W x 43D  
Top Plate: 25W x 25D  
Column: 76 x 1.2mm  
(2 tops) Box 1: 3H x 25W x 25L  
1.2kg  
(1 column) Box 2: 30H x 30W x 104L  
4kg  
(2 bases) Box 3: 10H x 44W x 44D  
7.5kg

## *Innova*

- 4 star base with adjustable feet
  - Cast iron base with stainless steel
  - Aluminium pole 60 x 1.5mm
  - Suitable for 60, 70 and 80cm tops
- 
- Twin base with adjustable feet
  - Welded support bar



### INNOVA TABLE BASE

Base: 70H x 62W x 62D  
Top Plate: 48W x 48D  
Packing: 9H x 55W x 65L  
8.5kg

### INNOVA TWIN TABLE BASE

70H x 58W x 58D  
Packing: 12H x 65W x 95L  
11kg

## *New York*

- Stainless Steel
- Bolt down base
- Coffee table or standard table height



### NEW YORK TABLE BASE

Base: 72H x 24W x 24D  
Top Plate: 25W x 25D  
Column: 76 x 1.2mm  
(2 tops and covers) Box 1: 7.5H x 31W x 31L  
2.3kg  
(2 columns) Box 2: 12H x 20.5W x 71L  
3.5kg

### NEW YORK COFFEE TABLE/STOOL BASE

Base: 42H x 24W x 24D  
Top Plate: 30W x 30D  
(2 tops and covers) Box 1: 7H x 26W x 26L  
2.3kg  
(2 columns) Box 2: 12H x 20.5W x 41L  
2.5kg

## Oxford

- Cast iron
- Bolt down base
- Coffee table or Standard table height



### OXFORD TABLE BASE

Base: 72H x 23W x 23D  
Top Plate: 25W x 25D  
Column: 76 x 1.2mm  
(2 tops and covers) Box 1: 7.5H x 31W x 31L 2.3kg  
(2 columns) Box 2: 12H x 20.5W x 71L 2.5kg

### OXFORD COFFEE TABLE/STOOL BASE

Base: 42H x 23W x 23D  
Top Plate: 30W x 30D  
(2 tops and covers) Box 1: 7H x 26W x 26L 2.3kg  
(2 columns) Box 2: 12H x 20.5W x 41L 2.5kg

### BAR TABLE

108H x 65W x 65D  
Top Plate: 60W x 60D  
Box 1: 14H x 62W x 64L  
Box 2: 8H x 8W x 103L 8.5kg



## Bar Table

- Elegant and economical
- Ring polished Stainless steel
- 4 leg polished aluminium base
- Cast iron top frame
- Adjustable feet

## Piccadilly

### BLACK

- Cast iron



### PICCADILLY BAR BASE

Base: 108H x 54W x 54D  
Top Plate: 45W x 45D  
2 bases/3 cartons:  
(top) Box 1: 6H x 36W x 36L 2.8kg  
(column) Box 2: 7H x 13W x 99L 8.9kg  
(base) Box 3: 17H x 42W x 42D 8.5kg

### PICCADILLY TABLE BASE

Base: 72H x 54W x 54D  
Top Plate: 45W x 45D  
(2 tops) Box 1: 6H x 36W x 36L 2.4kg  
(2 columns) Box 2: 7H x 13W x 63L 6.4kg  
(2 bases) Box 3: 17H x 41W x 41D 6kg

## Polineo

- Stainless steel round column
- Stainless steel round base with weight
- 4 adjustable feet

- Stainless steel square column
- Stainless steel square base with weight
- 4 adjustable feet



### (Indoor use only) POLINEO BAR BASE

Round Base: 110H x 45W x 45D  
Top Plate: 25W x 25D  
Packing Box 1: 3H x 42W x 44L  
Box 2: 9H x 9W 110L 11kg

Square Base: 110H x 45W x 45D  
Top Plate: 25W x 25D  
Packing Box 1: 3H x 54W x 154L  
Box 2: 9H x 9W 110L 12kg

### POLINEO TABLE BASE

Round Base: 70H x 45W  
Top Plate: 25W x 25D  
Packing Box 1: 3H x 42W x 44L  
Box 2: 7H x 7W x 73L 10kg

Square Base: 70H x 45W  
Top Plate: 25W x 25D  
Packing Box 1: 3H x 54W x 54L  
Box 2: 7H x 7W x 73L 11kg



# Table Tops

## Resin



BEECH



DARK WALNUT



LIGHT MARBLE



TRAVERTINE



WHITE

### Advantages



### RESIN TABLE TOPS

#### 600 x 600

Round - 2 per box: 7H x 61W x 61D  
9kg

Square - 2 per box: 8H x 61.5W x 61.2D  
11kg

#### 700 x 700

Round - 2 per box: 7H x 71W x 71D  
12kg

Square - 2 per box: 7H x 71.5W x 71.5D  
14kg

#### 800 x 800

Round - 2 per box: 7H x 81W x 81D  
18kg

Square - 2 per box: 8H x 81.5W x 81.5D  
20kg

#### 1200 x 800

2 per box: 8H x 81.5W x 121.5D  
25kg



JUPITER



STAR WARS

## Stainless

- Rimless Edge
- Ring Polished Stainless Steel
- Suitable for Indoor Use or Covered Outdoor areas

### STAINLESS STEEL TABLE TOPS with rimless edge

#### 600 x 600

Packing: 4H x 64W x 64D  
6kg

#### 700 x 700


Packing: 4H x 74W x 74D  
9kg

#### 800 x 800

Packing: 4H x 83W x 83D  
11kg

#### 1200 x 800

Packing: 3H x 82W x 122L  
13kg



# Bar Stools Metal

## Cambridge

BLACK  
WHITE

- Chrome base
- PU upholstered seat and back with Chrome armrests
- Swivel Gaslift



**CAMBRIDGE STOOL**  
105H x 49W x 50D  
2 per box: 53H x 36W x 57L  
15kg

## Contour

BLACK



**CONTOUR BAR STOOL**  
Seat: 69H  
4 per box: 70H x 48W x 74L  
24kg

## Eton

BLACK  
WHITE

- Chrome base
- PU upholstered seat and back
- Swivel Gaslift



**ETON STOOL**  
115H x 43W x 47D  
2 per box: 44H x 41W x 62.5L  
15kg



## Bar Stools

### BLACK

- Chrome base
- PU upholstered seat
- Swivel Gaslift



### HARVARD STOOL

85H x 38W x 39D  
2 per box: 44H x 28W x 47L  
11kg

## Toledo

BLACK  
RED  
SILVER  
WHITE  
YELLOW



### TOLEDO STOOL

Seat: 45H  
4 per box: 42H x 42W x 81.5L  
15kg

## Narellan

BLACK  
BROWN  
LIME  
RED  
ORANGE  
WHITE

- Chrome base
- PU Upholstered seat



### NARELLAN BAR STOOL

Base: 96.5H x 42.5W x 47.5D  
Seat: 69H  
2 per box: 56H x 46W x 108L  
13kg

## Yarra

BLACK  
RED  
WHITE

- Chrome base
- Plastic seat
- Swivel Gaslift



### YARRA STOOL

98H x 47W x 42D  
2 per box: 47H x 41.5W x 48.5L  
12kg

Bar Stools  
Timber

Mission

BLUE  
MAPLE  
RED  
WALNUT  
WHITE  
YELLOW

• Fully assembled



MISSION STOOL  
69H x 35W x 35D  
7kg



Saddle

DARK WALNUT  
TEAK  
WHITE

SADDLE STOOL

45H  
2 per box: 18H x 46W x 72L  
9kg  
65H  
2 per box: 18H x 46W x 72L  
10kg  
72H  
2 per box: 18H x 46W x 72L  
11.5kg





# Copacabana

## Collection

### *Rectangle Dining*



#### RECTANGLE DINING TABLE

Seats 6 76 x 90 x 160  
 Seats 8 76 x 100 x 210  
 7 Piece Dining  
 76 x 90 x 160  
 9 Piece Dining  
 76 x 100 x 210

• Choice of White or Concrete MDF Top

### *Round Dining*

#### ROUND DINING TABLE

Seats 4 76 x 120 dia  
 5 Piece Round Dining  
 76 x 120 dia



*Rectangle Dining*

**RECTANGLE DINING TABLE**

Seats 6 76 x 90 x 160  
Seats 8 76 x 100 x 210  
7 Piece Dining  
76 x 90 x 160  
9 Piece Dining  
76 x 100 x 210



**ROUND DINING TABLE**

Seats 4 76 x 120 dia  
5 Piece Round Dining  
76 x 120 dia





**ROUND LAMP TABLE**  
42H X 60 dia



**OVAL COFFEE TABLE**  
42H X 120L X 65D



**COFFEE TABLE WITH MAGAZINE RACK**  
42 x 70 x 130

**LAMP TABLE WITH MAGAZINE RACK**  
42 x 70 x 70



**SOFA TABLE**  
76 x 45 x 120

• Also Available with magazine rack



**COFFEE TABLE**  
42 x 65 x 120

**LAMP TABLE**  
42 x 70 x 70



**ENTERTAINMENT UNIT**  
42 x 42 x 70



# HomeDecor & Accessories


**TRALEE OCTAGONAL MIRROR**  
80H x 80W



**YORK MIRROR**  
100H x 70W



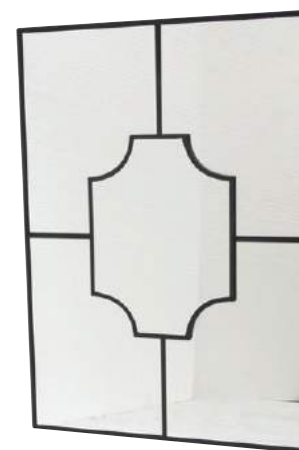
**ROSARIO MIRROR**  
111.7H x 80W



**CORDOBA MIRROR**  
79H x 61W



**ZARA MIRROR**  
71H x 50W



**BAROQUE MIRROR**  
106.7H x 81.3W







## Topiary

**TABLETOP BOXWOOD TOPIARY**  
35 or 50cm











## Notes

Email [sales@bertonfurniture.com.au](mailto:sales@bertonfurniture.com.au) today with Mailing List as subject line to stay up to date on new product releases.

Visit our website [www.bertonfurniture.com.au](http://www.bertonfurniture.com.au) anytime to view our complete product range

Contact our friendly Customer Service team who are more than happy to answer any questions that you have. Our Customer Service team are available between 7:30am – 5:00pm Monday to Friday

**SPECIFICATIONS:** Product specifications may change without notice at any time due to constant product improvements.

**FREIGHT DETAILS:** Please confirm freight details with your distributor when ordering.

**DISCLAIMER:** All recommendations are intended as suggestions only. Berton Furniture does not take any responsibility for the suitability of any product for the use it is given.

As of 1st November 2016, this publication supersedes all previous catalogues. E&OE.

### Your Berton Furniture Guarantee:

Every product you purchase will include your Berton Furniture Guarantee for you to register your product with our company. That way if there is some fault with your product we can repair or replace as needed.



YOUR RECOMMENDED STOCKIST IS:



**Berton Furniture Pty. Ltd.**

39-40 Cassola Place, Penrith NSW 2750

PO Box 664, Penrith NSW 2751

Tel: 02 4732 2155

Fax: 02 4731 8700

[sales@bertonfurniture.com.au](mailto:sales@bertonfurniture.com.au)

[www.bertonfurniture.com.au](http://www.bertonfurniture.com.au)